

Rubena

V-BELTS



LEADING EUROPEAN MANUFACTURER OF RUBBER PRODUCTS

Rubena, s.r.o., a traditional manufacturer of rubber products based in the Czech Republic, boasts a long tradition. Since 2004, the product group V-belts has been an integral part of the Rubena team.


Rubena belts are characterized by a wide range of applications - they are used not only in light and heavy industry or agriculture but also by end users for domestic use.


Achieving maximum customer satisfaction is a key objective of ours products. Our company is constantly striving to improve technical support and expand the range of additional services to meet our customers' specific requirements.




CLASSICAL-SECTION WRAPPED V-BELTS

These v-belts guarantee quiet and smooth operation in industrial equipment such as band saw machines, pumping equipment, fans, air conditioners, etc. More powerful variants can also be used in transmissions where shocks and uneven loads occur. V-belts with aramid cords must be operated in conjunction with a tensioning spring element.


 For pulleys manufactured according to ISO 4183 (Lw system)


 Temperature resistance from -30 to +80 °C

 Recommended relative humidity 65 + 15 %

Profile marking according to:		V-belt width	V-belt height	Length range	Sales kit	Pitch length	Profi	Profi Aramid	FarmBelt	FarmBelt Aramid	Garden Technic Basic	Garden Technic
DIN 2215	ISO 4184 / Harvest (Agri)	[mm]	[mm]	[mm]	[pcs]	[mm]						
10	Z	10,0	6,0	530 - 7000	65	Lw ≈ Li + 20	✓	✓			✓	✓
13	A / HA	13,0	8,0	590 - 7000	55	Lw ≈ Li + 30	✓	✓	✓	✓	✓	✓
17	B / HB	17,0	11,0	700 - 15000	40	Lw ≈ Li + 40	✓	✓	✓	✓	✓	✓
20	-	20,0	12,5	1110 - 15000	35	Lw ≈ Li + 50	✓	✓				
22	C / HC	22,0	14,0	1110 - 15000	35	Lw ≈ Li + 50	✓	✓	✓	✓		
25	-	25,0	16,0	1110 - 15000	30	Lw ≈ Li + 60	✓	✓	✓	✓		
-	HDM	32,0	16,0	2240 - 15000	11	Lw ≈ Li + 60			✓	✓		
32	D / HD	32,0	20,0	2240 - 15000	11	Lw ≈ Li + 75	✓	✓	✓			
38	-	38,0	25,0	2500 - 15000	9	Lw ≈ Li + 80	✓					
40	E	40,0	25,0	2500 - 15000	9	Lw ≈ Li + 80	✓					

Within the given length range, v-belts of any length can be ordered. Orders should be placed according to the Lw length.

 Available

 Coming soon

	Profi	Profi Aramid	FarmBelt	FarmBelt Aramid	Garden Technic Basic	Garden Technic
Compound	NR/SBR	NR/SBR	NR/SBR with fibers		NR/SBR	NR/SBR
Cord type	PES	aramid	PES	aramid	PES	aramid
Wrap type	CO/PES	CO/PES	CO/PES	CO/PES	CO/PES	CO/PES
Conductivity	yes	yes	yes	yes	no	no




CLASSICAL-SECTION WRAPPED V-BELTS - BANDED

Multiple v-belts represent a compact solution for transmission systems. Suitable for applications where single belts are not adequate. Suitable for use with a tension pulley. The connecting layer is made of rubber or cords.


Profile marking according to:		V-belt width	V-belt height	Length range	Pitch length	Outer length	UniBP	UniBP Aramid	FarmBelt	FarmBelt Aramid	Garden Technic Basic	Garden Technic
ISO 4184	Harvest (Agri)	[mm]	[mm]	[mm]	[mm]	[mm]						
AJ	HA	13,0	10,0	630 - 7000	Lw ≈ Le ≈ La	La ≈ Li + 63			✓	✓		
BJ	HB	16,5	13,0	1500 - 15000	Lw ≈ Le ≈ La	La ≈ Li + 82	✓	✓	✓	✓	✓	✓
CJ	HC	22,4	16,0	2000 - 15000	Lw ≈ Le ≈ La	La ≈ Li + 100			✓	✓		
DJ	HD	32,8	21,5	2240 - 15000	Lw ≈ Le ≈ La	La ≈ Li + 135			✓	✓		


Within the given length range, v-belts of any length can be ordered. Orders should be placed according to the La length.


 Available

 Coming soon

	UniBP	UniBP Aramid	FarmBelt	FarmBelt Aramid	Garden Technic Basic	Garden Technic
Compound	NR/SBR	NR/SBR	NR/SBR with fibers		NR/SBR	NR/SBR
Cord type	PES	aramid	PES	aramid	PES	aramid
Wrap type	CO/PES	CO/PES	CO/PES	CO/PES	CO/PES	CO/PES
Conductivity	yes	yes	yes	yes	no	no




 For pulleys manufactured according to ISO 5291 (Le System)

 Temperature resistance from -30 to +80 °C

 Recommended relative humidity 65 + 15 %

NARROW-SECTION WRAPPED V-BELTS

Narrow-section design ensuring higher transmitted power compared to classical-section profiles. Suitable for both industrial and agricultural machinery. More powerful variants can also be used in transmissions where shocks and uneven loads occur. V-belts with aramid cords must be operated in conjunction with a tensioning spring element.

-  For pulleys manufactured according to ISO 5290 (Le System) ISO 4183 (Lw System)
-  Temperature resistance from -30 to +80 °C
-  Recommended relative humidity 65 + 15 %

Profile marking according to:			V-belt width	V-belt height	Length range	Sales kit	Pitch length	ProfiPlus	ProfiPlus Aramid	FarmBelt	FarmBelt Aramid	UniBP	UniBP Aramid
ISO 4184 / DIN 7753/1	ISO 8419	IP 22	[mm]	[mm]	[mm]	[pcs]	[mm]						
SPZ			9,7	8,0	562 - 7000	65	$Lw \approx Li + 38$	☑	☑				
SPA			12,7	10,0	732 - 7000	55	$Lw \approx Li + 45$	☑	☑				
SPB			16,3	13,0	1250 - 15000	40	$Lw \approx Li + 60$	☑	☑	☑	☑		
SPC			22,0	18,0	2000 - 15000	30	$Lw \approx Li + 83$	☑		☑	☑		
	15N	5V	15,2	14	1500 - 15000	48	$Lw \approx Li + 52$			☑	☑	☑	☑
	25N	8V	25,4	23	2800 - 15000	15	$Lw \approx Li + 75$			☑	☑	☑	☑

Within the given length range, v-belts of any length can be ordered. Orders should be placed according to the Lw length.

☑ Available

	ProfiPlus	ProfiPlus Aramid	FarmBelt	FarmBelt Aramid	UniBP	UniBP Aramid
Compound	NR/SBR	NR/SBR	NR/SBR with fibers		NR/SBR	NR/SBR
Cord type	PES	aramid	PES	aramid	PES	aramid
Wrap type	CO/PES	CO/PES	CO/PES	CO/PES	CO/PES	CO/PES
Conductivity	yes	yes	yes	yes	yes	yes

NARROW-SECTION WRAPPED V-BELTS - BANDED




Multiple belts for applications where single belts are insufficient. A narrow-section design ensures higher power transmission compared to classical-section profiles. Suitable for use with a tension pulley. The connecting layer made of rubber or cords. V-belts with aramid cords must be operated in conjunction with a tensioning spring element.

Profile marking according to:			V-belt width	V-belt height	Length range	Pitch length	Outer length	ProfiPlus	ProfiPlus Aramid	FarmBelt	FarmBelt Aramid	UniBP	UniBP Aramid
ISO 4184 / DIN 7753/1	ISO 8419	IP 22	[mm]	[mm]	[mm]	[mm]	[mm]						
SPAJ			12,7	13,0	1500 - 7000	$Lw \approx Le \approx La$	$La \approx Li + 82$	☑	☑	☑	☑		
SPBJ			16,3	16,0	1500 - 7000	$Lw \approx Le \approx La$	$La \approx Li + 100$	☑	☑	☑	☑		
SPCJ			22,0	21,5	2200 - 15000	$Lw \approx Le \approx La$	$La \approx Li + 135$	☑	☑	☑	☑		
	15J	5V	15,2	16	1500 - 15000	$Lw \approx Le \approx La$	$La \approx Li + 100$			☑	☑	☑	☑
	25J	8V	25,4	25	2800 - 15000	$Lw \approx Le \approx La$	$La \approx Li + 157$			☑	☑	☑	☑

Within the given length range, v-belts of any length can be ordered. Orders should be placed according to the Lw length.

☑ Available

	ProfiPlus	ProfiPlus Aramid	FarmBelt	FarmBelt Aramid	UniBP	UniBP Aramid
Compound	NR/SBR	NR/SBR	NR/SBR with fibers		NR/SBR	NR/SBR
Cord type	PES	aramid	PES	aramid	PES	aramid
Wrap type	CO/PES	CO/PES	CO/PES	CO/PES	CO/PES	CO/PES
Conductivity	yes	yes	yes	yes	yes	yes

-  For pulleys manufactured according to ISO 5290 (Le System) ISO 4183 (Lw System)
-  Temperature resistance from -30 to +80 °C
-  Recommended relative humidity 65 + 15 %

WRAPPED V-BELTS ProfiFHP

These v-belts ensure quiet and smooth operation, intended for transmissions with light to medium loads. Suitable for drives of pumps, compressors, and other small devices not only in households.



For pulleys manufactured according to ISO 5290 (Le System). Dimensional conformity according to IP23



Temperature resistance from -30 to +80 °C



Recommended relative humidity 65 + 15 %

Profile marking according to:	V-belt width	V-belt height	Length range	Sales kit	Outer length	Profi
	[inch / mm]	[inch / mm]	[mm]	[pcs]	[mm]	
IP23						
3L	3/8" / 9,5	7/32" / 5,6	530 - 7000	65	La ≈ Lw + 16	✓
4L	1/2" / 12,7	5/16" / 7,9	590 - 7000	55	La ≈ Lw + 20	✓
5L	21/32" / 16,7	3/8" / 9,5	700 - 15000	40	La ≈ Lw + 26	✓

Within the given length range, v-belts of any length can be ordered. Orders should be placed according to the La length. Available

	Profi
Compound	NR/SBR
Cord type	PES
Wrap type	CO/PES
Conductivity	yes

Example of marking on the v-belt:

4L 510
4L - cross-section designation
510 - La belt length in inches x 10

VARIABLE SPEED WRAPPED V-BELTS

Designed for transmissions with a variable gear ratio, they allow for a smooth change in revolutions of both the driven and driving mechanisms. A special reinforced compound increases the transmission capabilities of the belts. For transmitting even greater power, the rubber layer inside the belt can be supplemented with cord reinforcement, known as lamination (LAM).

Profile marking according to:		V-belt width	V-belt height	Wedge angle	Length range	Sales kit	Pitch length	FarmBelt	FarmBelt Aramid	FarmBelt LAM	FarmBelt LAM Aramid
ISO 3410		[mm]	[mm]	[°]	[mm]	[pcs]	[mm]				
-	H36	36,0	14,0	28	1120 - 2240	20	Lw ≈ Li + 66	✓	✓		
HL	-	44,5	19,8	28	1939 - 15000	8	Lw ≈ Li + 80	✓	✓	✓	✓
HM	-	50,8	22,2	28	2000 - 15000	7	Lw ≈ Li + 90	✓	✓	✓	✓

Within the given length range, v-belts of any length can be ordered. Orders should be placed according to the Lw length. Available

	FarmBelt	FarmBelt Aramid	FarmBelt LAM	LAM Aramid
Compound	NR/SBR with fibers	NR/SBR with fibers	NR/SBR with fibers	NR/SBR with fibers
Cord type	PES	aramid	PES	aramid
Wrap type	CO/PES	CO/PES	CO/PES	CO/PES
Conductivity	yes	yes	yes	yes
Lamination	no	no	yes	yes



Temperature resistance from -30 to +80 °C



Recommended relative humidity 65 + 15 %

CLASSICAL-SECTION RAW EDGE V-BELTS

Suitable for small pulley diameters, high revolutions and high power outputs. Low operational elongation, high durability, oil resistance. The compound used is CR with fibers, PES or aramid cords.



For pulleys manufactured according to ISO 4183 (Lw System)



Temperature resistance from -45 to +80 °C

Profile marking according to:		V-belt width	V-belt height	Sales kit	Pitch length
DIN 2215	ISO 4184	[mm]	[mm]	[pcs]	[mm]
X6	YX	6,0	4,0	120	Lw ≈ Li + 15
X8	-	8,0	5,0	100	Lw ≈ Li + 19
X10	ZX	10,0	6,0	80	Lw ≈ Li + 22
X13	AX	13,0	8,0	60	Lw ≈ Li + 30
X17	BX	17,0	11,0	50	Lw ≈ Li + 43
X20	-	20,0	12,5	40	Lw ≈ Li + 48
X22	CX	22,0	14,0	39	Lw ≈ Li + 58

Manufactured lengths: **with inner teeth**

without inner teeth

Not listed dimensions are available upon request.

X6 / YX	X8	X10 / ZX	X13 / AX	X17 / BX	X20	X22 / CX
Lw	Lw	Lw	Lw	Lw	Lw	Lw
[mm]	[mm]	[mm]	[mm]	[mm]	[mm]	[mm]
465	469	467	505	558	818	1058
490	489	472	506	565	898	1083
515	494	495	530	568	903	1133
545	519	497	560	578	923	1176
555	549	520	565	590	948	1183
575	564	522	570	593	968	1208
595	579	530	590	608	998	1258
615	599	545	605	615	1003	1283
645	619	552	627	618	1023	1308
675	649	562	630	633	1028	1358
715	669	582	655	658	1048	1383
750	689	602	660	668	1058	1408
755	714	622	680	683	1068	1458
815	719	652	695	703	1098	1533
825	729	672	716	723	1103	1558
865	739	692	720	733	1108	1683
870	759	717	730	743	1158	2508
	769	722	740	753	1168	
	794	732	741	783	1198	
	800	747	750	808	1203	
	819	762	770	833	1223	
	834	772	780	843	1238	
	844	797	805	858	1263	
	849	822	830	878	1268	
	869	837	845	883	1298	
	874	847	855	887	1338	
	894	872	870	888	1348	
	919	882	880	905	1368	
	929	897	900	908	1388	
	944	922	905	930	1418	
	969	932	925	932	1448	
	974	947	930	933	1508	
	989	972	950	937	1513	
	994	977	955	943	1543	
	999	992	980	958	1668	
	1019	997	995	968	1738	
	1029	1002	1000	983	2498	
	1049	1022	1005	987		
	1069	1032	1008	993		
	1079	1052	1010	1000		
	1084	1072	1030	1003		
	1094	1082	1040	1008		
	1139	1092	1046	1013		
	1149	1142	1050	1018		
	1169	1152	1055	1033		
	1179	1172	1060	1037		
	1189	1177	1071	1043		
	1199	1182	1080	1058		
	1219	1192	1084	1068		
	1239	1197	1090	1073		
	1244	1202	1097	1083		

X6 / YX	X8	X10 / ZX	X13 / AX	X17 / BX	X20	X22 / CX
Lw	Lw	Lw	Lw	Lw	Lw	Lw
[mm]	[mm]	[mm]	[mm]	[mm]	[mm]	[mm]
	1269	1217	1100	1093		
	1314	1242	1105	1103		
	1319	1247	1130	1110		
	1349	1272	1140	1133		
	1364	1317	1150	1143		
	1389	1320	1155	1148		
	1419	1322	1180	1161		
	1489	1342	1186	1163		
	1519	1347	1198	1168		
	1639	1367	1200	1183		
	1649	1397	1205	1193		
	1714	1422	1210	1203		
		1497	1220	1211		
		1522	1230	1213		
		1652	1245	1218		
		1722	1250	1228		
			1255	1243		
			1280	1248		
			1305	1253		
			1320	1268		
			1325	1288		
			1330	1293		
			1350	1313		
			1355	1318		
			1370	1323		
			1380	1333		
			1400	1343		
			1405	1363		
			1430	1364		
			1478	1368		
			1480	1378		
			1500	1393		
			1505	1413		
			1530	1418		
			1650	1433		
			1655	1438		
			1725	1440		
				1443		
				1491		
				1493		
				1510		
				1518		
				1533		
				1543		
				1568		
				1663		
				1668		
				1669		
				1718		
				1720		
				2483		

NARROW-SECTION RAW EDGE V-BELTS

Suitable for small pulley diameters, high revolutions, and the highest power outputs.
The compound used is CR with fibers, PES or aramid cords.



For pulleys manufactured according to ISO 4183 (Lw System)



Temperature resistance from -45 to +80 °C

Profile marking according to:		V-belt width	V-belt height	Sales kit	Pitch length
DIN 7753/1	ISO 4184	[mm]	[mm]	[pcs]	[mm]
XPZ	XPZ	9,7	8,0	80	Lw ≈ Li + 38
XPA	XPA	12,7	10,0	65	Lw ≈ Li + 45
XPB	XPB	16,3	13,0	50	Lw ≈ Li + 60
XPC	XPC	22,0	18,0	40	Lw ≈ Li + 83

Manufactured lengths: **with inner teeth**


without inner teeth


Not listed dimensions are available upon request.

XPZ	XPA	XPB	XPC	XPZ	XPA	XPB	XPC
Lw	Lw	Lw	Lw	Lw	Lw	Lw	Lw
[mm]	[mm]	[mm]	[mm]	[mm]	[mm]	[mm]	[mm]
532	572	1180	2120	1057	1232		
537	582	1220	2550	1060	1235		
562	602	1250		1062	1250		
572	622	1280		1087	1255		
592	642	1300		1097	1257		
612	672	1310		1100	1270		
632	695	1320		1110	1290		
662	725	1350		1112	1295		
687	730	1380		1115	1300		
700	732	1400		1120	1330		
722	745	1450		1150	1332		
725	782	1460		1160	1345		
737	815	1525		1162	1357		
740	845	1528		1180	1360		
750	855	1530		1187	1365		
762	857	1560		1190	1380		
772	865	1600		1200	1382		
780	892	1680		1205	1400		
787	897	1700		1210	1415		
805	915	1750		1212	1440		
810	940	2500		1222	1500		
812	950			1225	1505		
837	970			1235	1507		
847	990			1237	1510		
850	997			1250	1540		
855	1000			1257	1550		
860	1005			1280	1580		
862	1007			1285	1582		
882	1010			1287	1585		
887	1015			1320	1657		
900	1020			1325	1660		
905	1032			1337	1670		
910	1040			1355	1730		
912	1050			1360	1732		
930	1057			1362	2500		
935	1070			1380			
937	1095			1400			
940	1105			1430			
950	1107			1435			
955	1120			1437			
960	1157			1500			
962	1160			1530			
985	1170			1535			
987	1180			1537			
1000	1190			1570			
1007	1195			1650			
1012	1197			1660			
1030	1200			1662			
1035	1215			1720			
1037	1220						
1042	1230						

VARIABLE SPEED RAW EDGE V-BELTS FOR AGRICULTURAL USE

High durability under heavy loads, oil resistance.
The compound used is CR with fibers, PES or aramid cords.

 For pulleys manufactured according to ISO 3410 (Lw System)

 Temperature resistance from -45 to +80 °C

Profile marking according to:	V-belt width	V-belt height	Sales kit	Pitch length
ISO 3410	[mm]	[mm]	[pcs]	[mm]
HH	20,4	10,0	41	$Lw \approx Li + 44$
HL	44,5	19,8	20	$Lw \approx Li + 83$
HM	50,8	22,2	18	$Lw \approx Li + 90$

Manufactured lengths: **with inner teeth**


Not listed dimensions are available upon request.

HH	HL	HM
Lw	Lw	Lw
[mm]	[mm]	[mm]
1150	1713	2130
	1769	2132
	2134	



RAW EDGE V-BELTS VARIABLE SPEED FOR SNOWMOBILES

High durability under heavy loads, oil resistance.
The compound used is CR with fibers, PES or aramid cords.

 Temperature resistance from -30 do +80 °C

Profile marking according to:	V-belt width	V-belt height	Sales kit
	[mm]	[mm]	[pcs]
30,5 x 12,5	30,5	12,5	29
28 x 14	28,0	14,0	31
30 x 14	30,0	14,0	30
32 x 14	32,0	14,0	28
33 x 14	33,0	14,0	27
34,5 x 14	34,5	14,0	25
33 x 17 *	33,0	17,0	24
34,5 x 17 *	34,5	17,0	24

* double-sided toothed design



Manufactured lengths: **with inner teeth**

Not listed dimensions are available upon request.

30,5 x 12,5	28 x 14	30 x 14	32 x 14	33 x 14	34,5 x 14	33 x 17	34,5 x 17
La	La	La	La	La	La	La	La
[mm]	[mm]	[mm]	[mm]	[mm]	[mm]	[mm]	[mm]
1089	1120	1120	1120	1120	1120	975	1120
	1160	1160	1160	1160			
		1380					

VARIABLE SPEED RAW EDGE V-BELTS FOR AGRICULTURAL USE

High durability under heavy loads, oil resistance.
The compound used is CR with fibers, PES cord.



For pulleys manufactured according to ISO 1604 (Lw System)



Temperature resistance from -45 to +80 °C

Profile marking according to:		V-belt width	V-belt height	Sales kit	Pitch length
ISO 1604		[mm]	[mm]	[pcs]	[mm]
W16	-	17,0	6,0	50	Lw ≈ Li + 29
W20	-	21,0	7,0	41	Lw ≈ Li + 33
W25	-	26,0	8,0	34	Lw ≈ Li + 37
-	22 x 8	22,0	8,0	39	Lw ≈ Li + 35
-	28 x 8	28,0	8,0	31	Lw ≈ Li + 35
W31,5	-	33,0	10,0	27	Lw ≈ Li + 47
-	25 x 10	25,0	10,0	35	Lw ≈ Li + 45
-	28 x 10	28,0	10,0	31	Lw ≈ Li + 45
-	30 x 10	30,0	10,0	27	Lw ≈ Li + 45
-	35 x 10	35,0	10,0	25	Lw ≈ Li + 45
-	37 x 10	37,0	10,0	24	Lw ≈ Li + 45
-	40 x 12	40,0	12,0	22	Lw ≈ Li + 55
W40	-	42,0	13,0	21	Lw ≈ Li + 62
-	35 x 13	35,0	13,0	25	Lw ≈ Li + 60
-	43,5 x 13	43,5	13,0	20	Lw ≈ Li + 60
-	45 x 13	45,0	13,0	19	Lw ≈ Li + 60
-	47 x 13	47,0	13,0	19	Lw ≈ Li + 60
W50	-	52,0	16,0	17	Lw ≈ Li + 75
-	28 x 16	28,0	16,0	31	Lw ≈ Li + 75
-	55 x 16	55,0	16,0	16	Lw ≈ Li + 75
W63	-	63,0	20,0	13	Lw ≈ Li + 94

Manufactured lengths: **with inner teeth**

without inner teeth

Not listed dimensions are available upon request.

W16 / 17x6	W20 / 21x7	W25 / 26x8	22 x 8	28 x 8	W31,5	25 x 10	28 x 10	30 x 10	35 x 10	37 x 10	40 x 12	W40 / 42x13	35 x 13	43,5 x 13	45 x 13	47 x 13	W50 / 52x16	28 x 16	55 x 16	W63 / 63x20
Lw	Lw	Lw	Lw	Lw	Lw	Lw	Lw	Lw	Lw	Lw	Lw	Lw	Lw	Lw	Lw	Lw	Lw	Lw	Lw	Lw
[mm]	[mm]	[mm]	[mm]	[mm]	[mm]	[mm]	[mm]	[mm]	[mm]	[mm]	[mm]	[mm]	[mm]	[mm]	[mm]	[mm]	[mm]	[mm]	[mm]	[mm]
500	630	710	585	565	710	725	795	745	800	940	1055	885	1000	1000	800	1065	1000	1450	1325	1360
560	710	725	610	640	795	800	800	800	910	945	1095	936	1020	1020	1000	1185	1255		1395	1600
580	800	750	665	665	800	900	900	920	950	990	1180	980	1080	1120	1020	1245	1320		1475	1700
600	900	785	685	690	865	910	910	945	1000	1000		1000	1120	1180	1120	1315	1325		1575	2120
630	1000	800	710	735	900	950	950	950	1080	1040		1020	1180	1250	1180	1385	1400		1695	2500
680	1250	900	735	785	910	1000	1000	970	1120	1045		1055	1250	1320	1250	1465	1465			
710		950	785	800	945	1120	1050	995	1150	1050		1100	1320	1400	1320	1565	1475			
800		1000	800	935	950	1150	1120	1000	1250	1105		1120	1400	1530	1400	1765	1480			
900		1120	935	985	960	1250	1150	1045	1300	1160		1180	1530	1560	1530		1530			
1180		1150	985	1000	1000	1300	1165	1080	1380	1165		1250	1560	1760	1560		1600			
		1250	1000	1035	1050	1380	1250	1165	1400	1225		1320	1750	2500	1750		1700			
		1400	1035	1095	1120	1400	1300	1225	1500	1290		1400	1760		1760		2500			
			1095	1155	1150	1500	1380	1245	1550	1360		1530	2500		2500					
			1155	1220	1170	1550	1400	1365	1660	1365		1560								
			1215	1285	1230		1500	1385		1440		1600								
			1220	1290	1250		1550	1545		1540		1750								
			1285	1355	1300				1645	1547		1760								
			1290	1435	1380					1645		2500								
			1355	1485	1400					1740										
			1435	1535	1500					1747										
					1550															

AUTOMOTIVE NARROW-SECTION RAW EDGE V-BELTS

Suitable for small pulley diameters, high revolutions, and the highest power outputs.

Maintenance-free design, high durability, oil resistance.

The compound used is CR with fibers, PES cord.


Manufactured lengths: **with inner teeth**


without inner teeth


Not listed dimensions are available upon request.

AVX 10	AVX 13	AVP 10	AVP 13
La	La	La	La
[mm]	[mm]	[mm]	[mm]
710	725	645	865
713	750	648	1525
735	755	682	1750
750	775		1752
763	800		
785	825		
800	875		
813	925		
825	940		
865	950		
875	958		
913	975		
915	1000		
925	1015		
937	1018		
940	1025		
944	1050		
950	1075		
965	1100		
970	1125		
975	1175		
990	1200		
1000	1225		
1013	1250		
1018	1275		
1025	1300		
1045	1310		
1075	1325		
1113	1350		
1125	1375		
1150	1385		
1155	1400		
1160	1450		
1175	1460		
1200	1525		
1225	1550		
1230	1585		
1240	1590		
1250	1600		
1260	1675		
1264	1750		
1275	2500		
1300			
1340			
1375			
1385			
1400			
1450			
1500			
1510			
1515			
1540			
1550			
1575			
1585			
1675			
1735			

Profile marking according to:		V-belt width	V-belt height	Sales kit	Outer length
DIN 7753/3	ISO 2790	[mm]	[mm]	[pcs]	[mm]
AVX 10	AVX 10	10,0	8,0	80	La ≈ Lw + 13
AVX 13	AVX 13	13,0	10,0	60	La ≈ Lw + 18
AVP 10	AVP 10	10,0	8,0	80	La ≈ Lw + 13
AVP 13	AVP 13	13,0	10,0	60	La ≈ Lw + 18

 For pulleys manufactured according to ISO 2790 (Le System)

 Temperature resistance from -45 to +80 °C



RAW EDGE MULTIPLE V-RIBBED BELTS

Suitable for very small pulley diameters, high revolutions, and the highest power outputs.

Minimal operational elongation, high durability, oil resistance.

The compound used is CR with fibers, PES or aramid (Power+) cords.

Manufactured lengths: Not listed dimensions are available upon request.

Profile marking according to:		Pitch (width) of the wedge	V-belt height
DIN 7867	ISO 9981, ISO 9982	[mm]	[mm]
PK	PK	3,56	5 / 4,2 *

* 4.2mm height for belts with aramid cord (Power+)

Profile (multiplicity)	Sales kit [pcs]
3PK	80
4PK	60
5PK	48
6PK	40
7PK	35
8PK	31
9PK	27
10PK	25
11PK	22
12PK	20




For pulleys manufactured according to ISO 9981 and ISO 9982 (Lw System)



Temperature resistance from -45 to +80 °C

PK Power+	PK	PK
Le	Le	Le
[mm]	[mm]	[mm]
1016	560	1152
1317	630	1160
1411	650	1163
	698	1165
	700	1170
	735	1175
	736	1180
	737	1183
	738	1190
	740	1200
	742	1215
	800	1220
	810	1222
	812	1225
	815	1226
	823	1230
	825	1235
	847	1238
	850	1250
	853	1275
	860	1290
	865	1300
	870	1365
	875	1370
	880	1371
	890	1375
	900	1376
	905	1400
	908	1411
	950	1413
	952	1418
	954	1420
	955	1430
	968	1435
	970	1437
	975	1438
	980	1445
	985	1447
	995	1462
	1000	1600
	1005	1603
	1008	1610
	1015	1615
	1016	1625
	1017	1630
	1018	1635
	1020	1640
	1025	1690
	1045	1700
	1050	1703
	1053	1705
	1054	1790
	1060	1793
	1068	1795
	1070	1800
	1115	1803
	1125	1805
	1126	1810
	1127	1820
	1130	1900
	1135	1910
	1136	1915
	1137	1920
	1138	2145
	1140	2155
	1141	2160
	1145	2166
	1150	



Rubena

THE POWER OF FLEXIBILITY



www.rubena.eu

E-shop: vbelts.rubena.cz
E-mail: vbelts@rubena.cz
Tel.: +420 491 447 105

Rubena, s.r.o.
Českých bratří 338
547 01 Náchod
Czech Republic